

Ordnance Survey, (c) Crown Copyright 2018. All rights reserved. Licence number 100022432

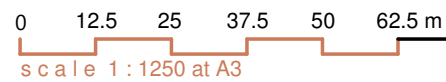
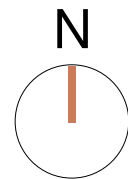
1 Location Plan

1 : 1250

BUILDING REGULATIONS

This drawing and design is for use solely in connection with the project described. The drawing and design is the property of Design Work Studios and must not be released, loaned or copied without written consent. All dimensions and setting out to be checked onsite before construction. Do not scale from the drawing. The drawing is to be read in conjunction with all other information relevant to the project. Any apparent discrepancy is to be brought to the attention of Design Work Studios.
© Design Work Studios

REV	AMENDMENT	BY	CHECK	DATE



CLIENT
Graham Payne

PROJECT
Blounts Farm

Design Work Studios Ltd.

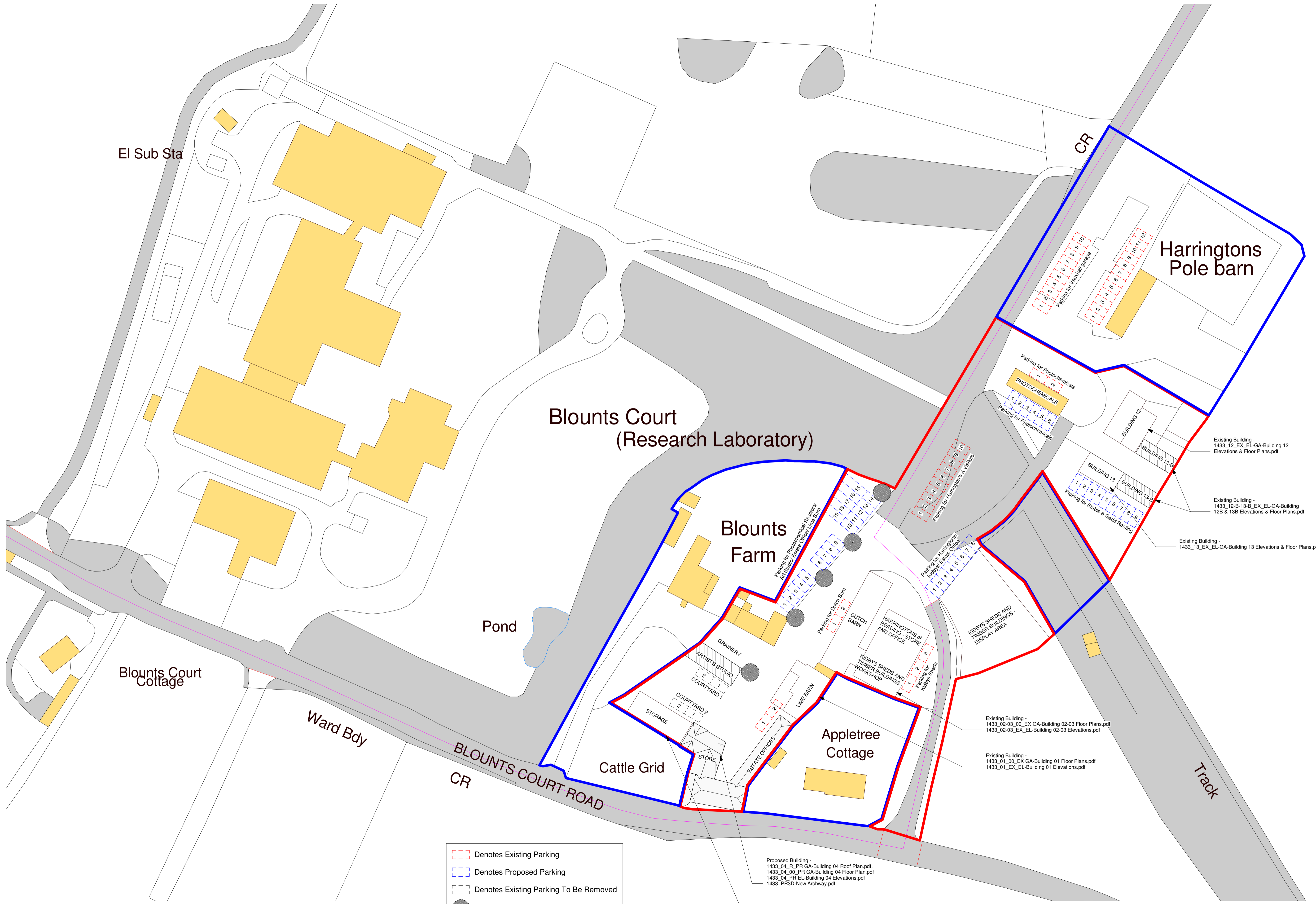
59A PEACH ST, WOKINGHAM,
BERKSHIRE, RG40 1XP
WWW.DESIGNWORKSTUDIOS.CO.UK
INFO@DESIGNWORKSTUDIOS.CO.UK
T.0118 357 0071

TITLE
Location Plan

DRAWING NUMBER
1433_ PR-Loc.

P21/S1 B&G/FULL Item 7

Appendix 1



Ordnance Survey, (c) Crown Copyright 2018. All rights reserved. Licence number 100022432

1 Site Plan
1 : 500

Appendix 2

- Denotes Existing Parking
- Denotes Proposed Parking
- Denotes Existing Parking To Be Removed
- Proposed Tree

Proposed Building -
1433_04_R_PR GA-Building 04 Roof Plan.pdf
1433_04_00_PR GA-Building 04 Floor Plan.pdf
1433_04_PR EL-Building 04 Elevations.pdf
1433_PR3D-New Archway.pdf

Existing Building -
1433_14_EX_EL-GA-Building 14 Elevations & Floor Plans.pdf

Existing Building -
1433_02-03_00_EX GA-Building 02-03 Floor Plans.pdf
1433_02-03_EX_EL-Building 02-03 Elevations.pdf

Existing Building -
1433_01_00_EX GA-Building 01 Floor Plans.pdf
1433_01_EX_EL-Building 01 Elevations.pdf

Existing Building -
1433_12_EX_EL-GA-Building 12 Elevations & Floor Plans.pdf

Existing Building -
1433_12-B-13-B_EX_EL-GA-Building 12B & 13B Elevations & Floor Plans.pdf

Existing Building -
1433_13_EX_EL-GA-Building 13 Elevations & Floor Plans.pdf